

MAGNA CART™

LIGHTWEIGHT, COMPACT MOVING SOLUTIONS



COMPACT • LIGHTWEIGHT • CONVENIENT

MAGNA CART™

Magna Cart™ products open and close easily and can go wherever you need them. Use them at home to carry in the groceries, at the office to move heavy reams of paper, at the marina to haul your boat provisions, or on an overseas trip to help with multiple pieces of luggage. You never know when you'll need a Magna Cart™!

Folding Hand Trucks (MCX, MCPLUS, MCX-6W, MCX-6WPLUS MCI, MC2, MCXS, MCXA, MCSHP)	03
Multi-Function Cart (MC-2N1)	08
Folding Platform Carts (FF, FFXL, FFSMALL, MC-PS, MC-PL)	09
Other Carts and Accessories (MT3, MT4, MCSC, MCSCH, MC-2TB)	13

MCX

Aluminum Folding Hand Truck

- The original and best-selling folding hand truck!
- Opens and closes in seconds
- Handle extends to 39"
- Lightweight and durable aluminum frame

Frame Material	Aluminum
Handle Extension	39"
Load Capacity	150 lbs
Product Weight	6.8 lbs
Folded Dimensions	25" x 15" x 2.5"
Base Plate Size	15" x 11"
Base Plate Material	Aluminum
Wheels	5" TPR



MCPLUS

Aluminum Folding Hand Truck

- Opens and closes in seconds
- Handle extends to 39"
- Lightweight and durable aluminum frame
- Built-in slide latch to attach optional basket

Frame Material	Aluminum
Handle Extension	39"
Load Capacity	150 lbs
Product Weight	6.8 lbs
Folded Dimensions	25" x 15" x 2.5"
Base Plate Size	15" x 11"
Base Plate Material	Aluminum
Wheels	5" TPR



MCX-6W

6-Wheel Aluminum Folding Hand Truck

- 6-Wheel design for easy maneuverability on stairs, rough terrain, over door thresholds and other obstacles
- Opens and closes in seconds
- Handle extends to 39"
- Lightweight and durable aluminum frame
- Bungee cord included

Frame Material	Aluminum
Handle Extension	39"
Load Capacity	150 lbs
Product Weight	7 lbs
Folded Dimensions	25" x 15" x 2.5"
Base Plate Size	15" x 11"
Base Plate Material	Aluminum
Wheels	6 Stair Crawling



MCX-6WPLUS

6-Wheel Aluminum Folding Hand Truck

- 6-Wheel design for easy maneuverability on stairs, rough terrain, over door thresholds and other obstacles
- Opens and closes in seconds
- Handle extends to 39"
- Lightweight and durable aluminum frame
- Bungee cord included
- Built-in slide latch to connect optional basket

Frame Material	Aluminum
Handle Extension	39"
Load Capacity	150 lbs
Product Weight	7 lbs
Folded Dimensions	25" x 15" x 2.5"
Base Plate Size	15" x 11"
Base Plate Material	Aluminum
Wheels	6 Stair Crawling



MCI

Steel Folding Hand Truck

- Open and closes in seconds
- TPR molded comfort handle
- Handle extends to 40"
- Rugged steel frame
- Bungee cord included

Frame Material	Steel
Handle Extension	40"
Load Capacity	160 lbs
Product Weight	10.1 lbs
Folded Dimensions	25" x 15" x 2.5"
Base Plate Size	15" x 11"
Base Plate Material	Aluminum
Wheels	5" TPR



MC2

Heavy Duty Steel Folding Hand Truck

- Opens and closes in seconds
- TPR molded comfort handle
- Handle extends to 41"
- Rugged steel frame
- Bungee cord included

Frame Material	Steel
Handle Extension	41"
Load Capacity	200 lbs
Product Weight	11 lbs
Folded Dimensions	28" x 15" x 2.5"
Base Plate Size	11" x 19"
Base Plate Material	Aluminum
Wheels	7" Rubber



MCXS

Aluminum Folding Hand Truck

- Reinforced steel baseplate
- New and improved ergonomic luggage handle

Frame Material	Aluminum
Handle Extension	39"
Load Capacity	150 lbs
Load Weight	6.8 lbs
Folded Dimensions	25" x 15" x 2.5"
Base Plate Size	11" x 15"
Base Plate Material	Steel
Wheels	5" TPR



MCXA

Aluminum Folding Hand Truck

- Aluminum baseplate
- New and improved ergonomic luggage handle

Frame Material	Aluminum
Handle Extension	39"
Load Capacity	150 lbs
Product Weight	6.8 lbs
Folded Dimensions	25" x 15" x 2.5"
Base Plate Size	11" x 15"
Base Plate Material	Aluminum
Wheels	5" TPR



MCSHP

Aluminum Folding Hand Truck

- New and improved luggage handle
- Collapsible baseplate with support legs
- Includes bungee cord and built-in bungee cord storage compartment

Frame Material	Aluminum
Handle Extension	39"
Load Capacity	150 lbs
Product Weight	7 lbs
Folded Dimensions	23" x 14" x 4"
Base Plate Size	11" x 15"
Base Plate Material	Steel/Polypropylene
Wheels	5" TPR





MC-2N1

2-in-1 Multi-Function Cart

- Easy to use and versatile folding convertible platform cart and dolly
- Converts positions in seconds
- Compact design for easy handling and storage
- Rugged steel frame

Frame Material	Steel
Platform Material	Polypropylene
Handle Extension 2-Wheel	44", 50", 55"
Handle Extension 4-Wheel	27", 32", 38"
Load Capacity 2-Wheel	300 lbs
Load Capacity 4-Wheel	300 lbs
Product Weight	16 lbs
Folded Dimensions	26" x 15" x 2.5"
Base Plate Size	15" x 11"
Base Plate Material	Aluminum
Platform Size	15" x 23"
Wheels	5" TPR
Casters	3.25" TPR Swivel




FF

Platform™ Folding Platform Cart

- Opens and closes in seconds – wheels automatically fold out!
- Handle extends to 36"
- Lightweight and durable aluminum handle

Frame Material	Steel
Platform Material	Plastic
Handle Extension	36"
Load Capacity	300 lbs
Product Weight	25.1 lbs
Folded Dimensions	31" x 20" x 4"
Platform Size	31" x 20"
Wheels	4" Rubber Swivel



FFXL

Platform™ XL Folding Platform Cart

- Opens and closes in seconds – wheels automatically fold out!
- Handle extends to 34"
- Lightweight and durable aluminum handle

Frame Material	Steel
Platform Material	Polypropylene
Handle Extension	34"
Load Capacity	500 lbs
Product Weight	25.1 lbs
Folded Dimensions	32" x 20" x 4.25"
Platform Size	32" x 20"
Wheels	4" TPR (2 wheels swivel)



FFSMALL

Platform™ Folding Platform Cart

- Opens and closes in seconds – wheels automatically fold out!
- Comfort grip TPR handle
- Lightweight and durable aluminum handle

Frame Material	Polypropylene
Handle Extension	35"
Load Capacity	200 lbs.
Product Weight	11 lbs
Folded Dimensions	15" x 24" x 3.5"
Platform Size	15" x 24"
Wheels	3.5" Rubber (2 wheels swivel)



MC-PS

Folding Platform Cart

- Foldable iron handle
- 330 lb Capacity

Frame Material	Steel and Polypropylene
Load Capacity	330 lbs.
Product Weight	26 lbs
Folded Dimensions	30" x 19" x 6"
Platform Size	18" x 29"
Wheels	4" (2 wheels swivel)



MC PS vs MC PL Comparison




MC-PL

Folding Platform Cart

- Foldable iron handle
- 550 lb Capacity

Frame Material	Steel and polypropylene
Load Capacity	550 lbs.
Product Weight	26 lbs
Folded Dimensions	36" x 25" x 6"
Platform Size	24" x 35"
Wheels	5"



MT3

Collapsible Basket

- Can be used as a stand alone piece or alongside your favorite Magna Cart™ truck
- Opens and closes in seconds
- Collapsible and stackable, heavy duty basket

Material	Polypropylene
Load Capacity	55 lbs
Product Weight	4 lbs
Folded Dimensions	22" x 16" x 3"
Open Dimensions	22" x 16" x 11"



MT4

Collapsible Side-Entry Basket

- Multi-function crate with side access
- Opens and closes in seconds
- Collapsible and stackable, heavy duty crate

Load Capacity	55 lbs.
Product Weight	4 lbs
Folded Dimensions	22" x 16" x 3"
Open Dimensions	22" x 16" x 11"



MCSCH

Interlocking 4-Wheel Cart

- Opens and closes in seconds – wheels automatically fold out!
- Can be connected to the interlocking 4-wheel dollies model MCSC

Frame Material	Aluminum
Platform Material	Polypropylene
Handle Extension	40"
Load Capacity	300 lbs
Product Weight	12 lbs
Folded Dimensions	24" x 18" x 3"
Platform Size	24" x 18"
Swivel Casters	3"




MCSC

Interlocking 4-Wheel Dolly

- Opens and closes in seconds – wheels automatically fold out!
- Can be used with our interlocking 4-wheel cart MCSCH
- Collapsible and stackable for easy storage

Frame Material	Aluminum
Platform Material	Polypropylene
Load Capacity	300 lbs
Product Weight	12.5 lbs
Folded Dimensions	24" x 18" x 3"
Platform Size	24" x 18"
Swivel Casters	3"



MC-2TB

Two-Tiered Folding Cart with Collapsible Basket

- Opens and closes in seconds – wheels automatically fold out!

Frame Material	Aluminum
Platform Material	Plastic
Handle Extension	42"
Load Capacity	Up to 110 lbs
Product Weight	22 lbs
Folded Dimensions	24" x 18" x 3"
Platform Size	Top = 24.5" x 17" Bottom = 25" x 21"
Swivel Casters	3"





MagnaCart™... the world's most popular hand truck!

- Folding Hand Trucks
- Multi-Function Cart
- Folding Platform Carts
- Other Carts and Accessories



WelCom Products, LLC.
1522 S Florence St
Wichita, KS 67209
310.792.7712
www.welcomproducts.com